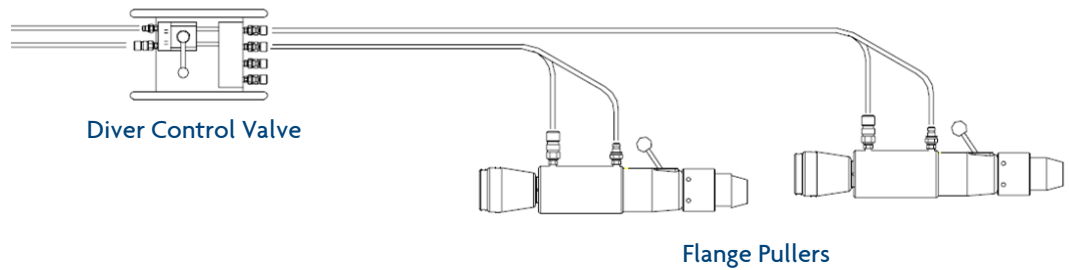
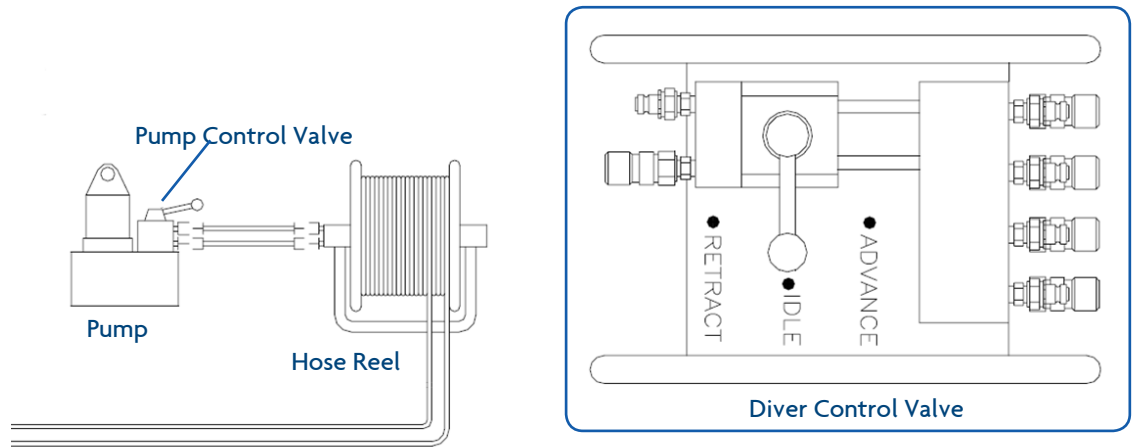



HYDRAULIC BOLT TENSIONING

Subsea Flange Puller Operation



Connect the equipment as shown. Position the diver control valve in the 'IDLE' position and place pump control valve in the 'ADVANCE' position. Start the pump and move the diver control valve to 'ADVANCE' (pull) position. The pullers will begin to draw the flanges together. When the pullers reach the end of the stroke (approx 4") move the diver control valve to the 'IDLE' position. Wait 10 seconds for the pressure to subside and then move the valve to the 'RETRACT' (reset) position. The pullers will then be ready for the next operation.



BOLTIGHT®
HYDRAULIC BOLT TENSIONING

BOLTIGHT is the UK
Registered Trade Mark
of Boltight Limited